

MOUT DEFENSIVE BUILDING SOP

RANGE DESCRIPTION

MOUT Defensive Building is comprised of one, two-level building with a basement and accessible rooftop used for both defensive infantry skills and live fire. It is accessible from MCB-5.

INFORMATION

Description: Cinder block two-level building with basement and rooftop.
(Max live fire range 615m)

Status: Active

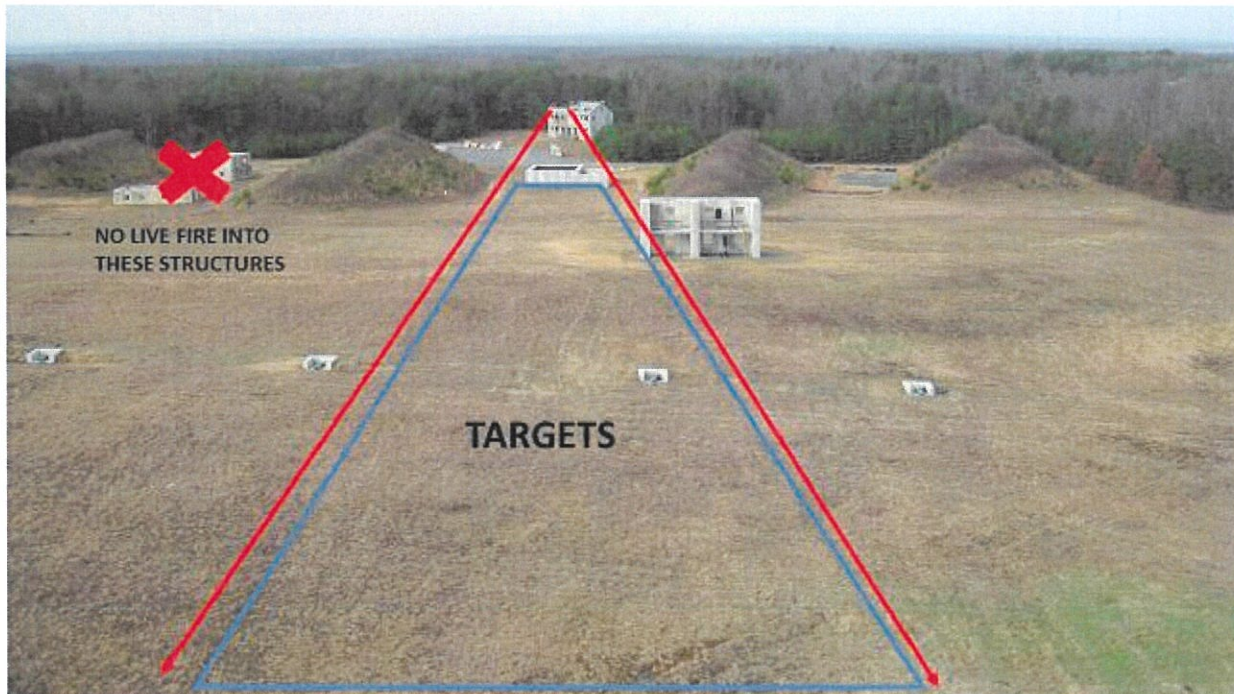
Location: 79607250


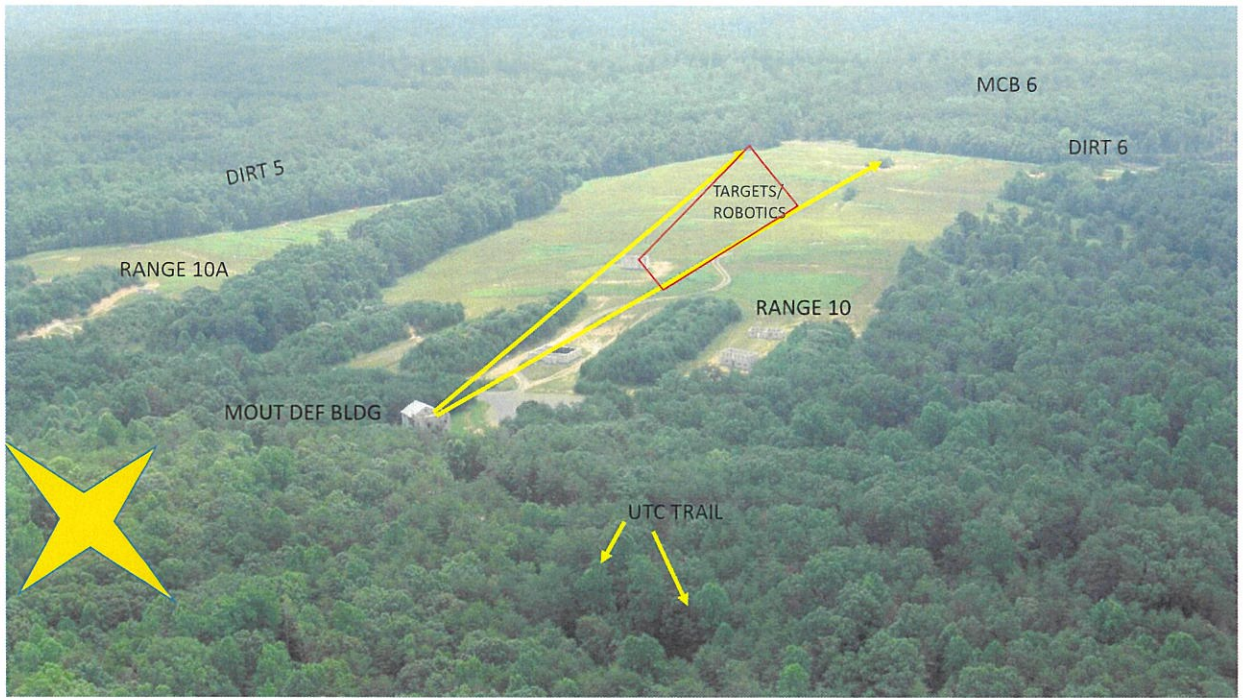
Number Firing Points: N/A

RANGE USES

Primary Use: Defensive infantry skills

Alternate Use: Small arms static fire





WEAPONS ACCOMMODATED: Detailed list is maintained in the Range Facility Management Support System (RFMSS).

- Service Rifles
- Automatic Rifles
- Sniper Rifles
- 40mm Grenade Launchers, Handheld
- Light and Medium Machine-guns
- Approved foreign weapons
- Pyrotechnics/Simulators

AMMUNITION AUTHORIZED: Detailed list is maintained in the Range Facility Management Support System (RFMSS).

- 5.56mm (All)
- 40mm Handheld, Illum/Practice
- 7.62mm X 51mm Ball/link
- 7.62mm X 51mm Special Ball (.308)
- 7.62mm X 67mm (.300 WinMag)
- 40mm Grenade illum/practice/smoke
- Practice hand grenades
- Smoke/Pyrotechnics

TARGETS/SIMULATORS/DEVICES.

- Portable Infantry Targets (PITS), Training IED's, simulators, etc. are approved for this range and must be coordinated through the Training Systems Support Desk (TSSD).
- Additional targets are limited to paper, wood, plastic and approved ballistic steel reactive targets (SRT).
- OIC/RSO must ensure all targets are placed and engaged to ensure rounds do not exceed the left and right lateral limits.
- Steel reactive targets (SRTs) must be a minimum of 3/8" and constructed of AR-500 or greater steel.
- EPR ammunition (M855A1/M80A1) is NOT authorized to be fired on SRTs or steel protective plates for Portable Infantry Targets (PITS).
- Steel targets will not be engaged closer than 100m with 5.56mm or 7.62mm for targets provided by unit and 150m for SRT provided by the TSSD.
- No EPR ammunition will be fired on steel targets.**
- Contact Training Support Center (TSC) at (703)432-7026/7969 for targetry support or questions.

- Trackless Mobile Infantry Targets (TMITs) are not approved on this range.
- All new events must be coordinated with the Installation Range Safety Officer (IRSO) no less than 30 days prior to any new event.

Minimum engagement distances for SRT:

- 5.56mm/.223 Ball/link: 150 meters for TSSD targets
100 meters for unit-owned targets
- 7.62mm Ball/link: 150 meters for TSSD targets
100 meters for unit-owned targets
- 7.62mm Special Ball: 150 meters
- .300 WinMag Ball: 300 meters

- Approved foreign weapons ammunition

-5.45mm:	150 meters for TSSD targets
	100 meters for unit-owned targets
-7.62mm Ball and linked:	150 meters for TSSD targets
	100 meters for unit-owned targets
-7.62mm x 54R:	150 meters for TSSD targets
	100 meters for unit-owned targets

PRIMARY DIRECTION OF FIRE: Southeast

RANGE USE RESTRICTIONS/COMMENTS

1. Only weapons and ammunition listed in this document will be used on this range.
2. All range regulations and SOP's will be adhered to.
3. OIC and RSO must be present while live fire is in progress.
4. All brass, trash, targetry and materials will be removed completely at the end of training by the using unit. This includes any materials used to place targets on.
5. Ensure range flags are posted, ear protection is worn (eye protection for steel), safety brief is given, Range Control contacted and all fires are directed between the left and right lateral limits markers (striped).
6. Targets are limited to wood, paper, plastic, approved ballistic steel and the automated targets. No other targets will be used such as bowling pins, clay targets, cans, etc. **No targets will be placed where the SACON protective walls become backstops.**
7. **SRT's will not be engaged with rifle fire closer than 100 meters on unit provided SRT and 150m on TSSD provided SRT.**
8. Units that do not occupy their range within two hours of their scheduled occupy time will lose the use of that range for that day.
9. Units that have requested contractor support (PITS targets, Training IED's, simulators, etc.) are required to contact a Government representative (TECOM Systems Support Officer (SSO) or Fire Desk) if the unit will not be present on the specified range within 1 hour of the approved time in RFMSS.
10. Units that have occupied a range with approved contractor support (PITS targets, Training IED's, simulators, etc.) and that have not begun to use that support within 2 hours of the approved time in RFMSS will forfeit all contracted support for the day.

11. Units that are training with contractor support (PITS targets, Training IED's, simulators, etc.) that place themselves into a voluntary check fire for 2 hours or more during the approved support hours will forfeit remaining support for the day.

NOTE: Units that encounter situations where contractor support (PITS targets, Training IED's, simulators, etc.) is delayed or interrupted by circumstances beyond the control of the requesting unit (RMB directed check fire, ASP support, MEDEVAC, etc.) must contact a Government representative (SSO or Fire Desk) in order to arrange continued support within the scope of the contract and available assets.

12. If Training IED's or simulators, are to be used in this facility, qualified personnel trained on the systems must be present.

13. There will be no one downrange of the Defensive building when it is being fired from. This includes the LFGH and the rest of Range 10.

14. When firing from the Defensive Building, the Range 10 Road must be barricaded and a road guard posted. The trail going to UTC (the right and rear of the building), must have a barrier emplaced.

APPLICABLE MAP SHEET. All grid coordinates listed in this order apply to the Quantico Military Installation Map V834S Edition 4-NGA 1:25,000

FACILITIES

Towers: 0
Bleachers: 0
Sheds: 0
Ammo Breakdown table: 0
Parking: Very limited.

UTILITIES AVAILABLE

Electricity: None
Lights: None
Water System: None

INSTALLED COMMUNICATIONS. None

Nearest MEDEVAC Landing Zones (LZ)

		<u>MILES</u>
LZ Bluejay	1	0.0

Directions: Go to the top of the hill behind the Grenade House.

LASERS AUTH: Class 1 - 3R. Standard aiming devices mounted on approved service rifles. Class 3B can be fired if safety filter is on, reducing power output.

COMMUNICATION REQUIREMENTS:

1. A radio check is required immediately upon occupying any portion of the RTA, every 30 minutes in a live fire status and every 3 hours in a non-live fire status.
2. The Range Control Facility (RCF) Fire Desk Net Control call sign is "Range Control". Your call sign is "MOUT-D".
3. The primary RCF Fire Desk Net Control frequencies are: ELMR talk group "RC Safety" (ground) and 323.7 AM UHF (air).
4. The secondary RCF Fire Desk Net Control is telephone, numbers: 703-784-5321 or 5322.
5. OIC/RSO will monitor the RCF primary and secondary Safety Nets at all times. Instant communication is required.
6. Any unit with organic ELMR radios will have their ELMR radios programmed with the "RC Safety" talk group and use those radios as their primary means of communication within the RTA.
7. Units without organic ELMR assets will be issued ELMR radios from RMB upon check-in.
8. Approved Non-ELMR radios are only authorized for internal communication (ground).
9. If the RCF cannot reach a unit within the RTA via primary communication, the unit will be contacted via the secondary means of communication.
10. Upon loss of primary communication the OIC/RSO will initiate a "check fire"/cease training status and will contact the RCF via secondary communication. This communication will be maintained while primary communication is being restored. Units may only resume firing/training once primary communication has been re-established and clearance is granted by the RCF.

INJURY CLASSIFICATIONS:

Injuries are classified into the following categories in order to aid in casualty evacuation from the RTA.

1. ROUTINE. Routine injuries are those injuries that are not threatening to life, limb or eyesight; and conditions or illnesses treatable by medication or procedures available at the base medical facilities.
2. PRIORITY. Priority injuries are those injuries that require immediate medical attention but are not threatening to life, limb, or eyesight if treated promptly.

3. URGENT. Urgent injuries are severe injuries that are threatening to life, limb, or eyesight and require immediate medical attention.

4. MASS CASUALTY. A mass casualty is a series of injuries with multiple priority and urgent medical patients.

MEDICAL EVACUATION (MEDEVAC) PROCEDURES:

1. Injury occurs.
2. Range immediately cease-fires.
3. Medical support evaluates/treats injured personnel.
4. Range OIC/RSO notifies the RCF of the injury, is the victim conscious/unconscious and what type of MEDEVAC transportation is requested (ground/air).
5. The OIC/RSO must maintain constant radio contact with Range Control and awaits further instructions.



Installation Range Safety Officer

29 November 2022